



Evidence for Learning


‘Step by step’ for parents

-  Evidence for Learning 13:42
Forest Approach Academy - Exa...
Hi Your
password for the online Profile p...
-  Evidence for Learning 13:42
Forest Approach Academy - Exa...
Hi Login to view
the online Profile for Example Ex...

In your email inbox you should have two emails from Evidence for Learning.
One with password and one with login link.

Please open the email with the password, highlight it and copy.

Forest Approach Academy - Example Example

 **services=theteachercloud.net@efl.theteachercloud.net** 13:42
On behalf of Evidence for Learning
To You

Hi,

Your password for the online Profile page for Example Example has been reset to: Om9lkG

TIP: We recommend that you login and change your password ASAP.

NOTE: Please do not reply to this email. If you have any queries please contact the office at Forest Approach Academy.

Regards
Services Team - Evidence for Learning

Go to the second email and click on the red login button. It will direct you to Evidence for Learning website.

Login to view the online Profile for Example Example in the Forest Approach Academy Evidence for Learning Parent Portal.

Login

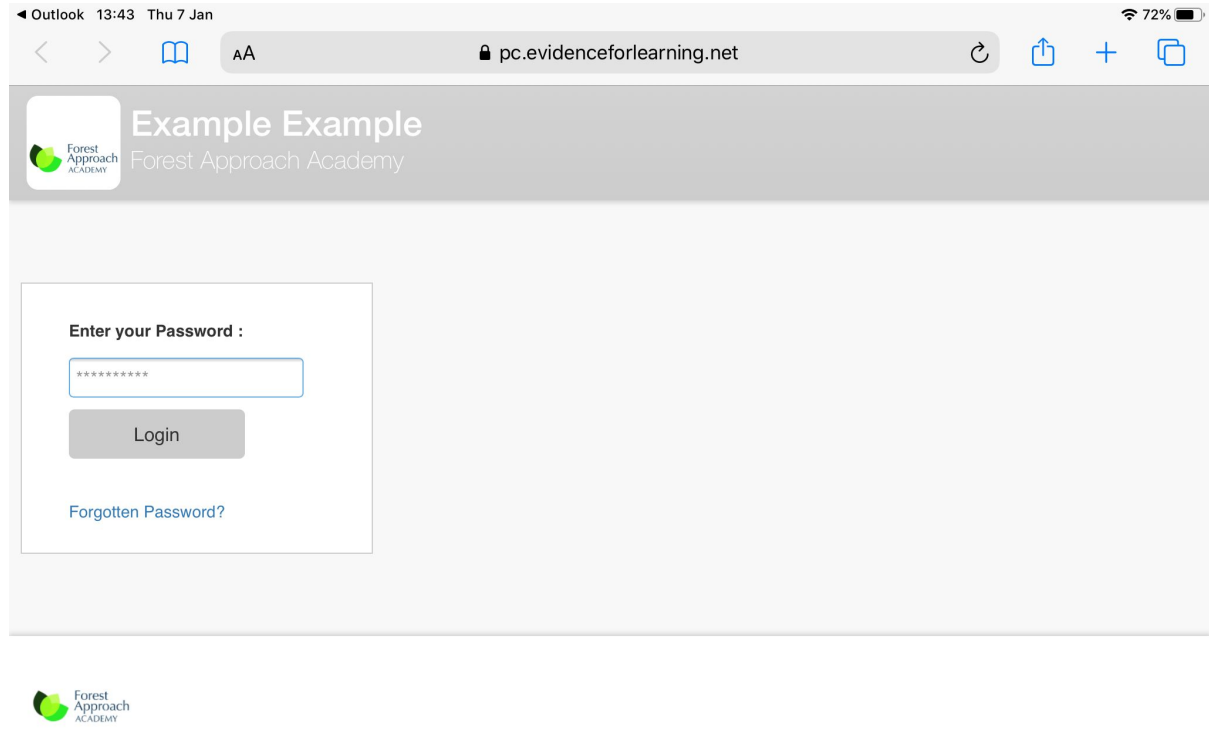
TIP: This Link is unique to each child and parent/carer. We recommend that you bookmark the link or set your notification preference once logged in.

NOTE: Please do not reply to this email. If you have any queries please contact the office at Forest Approach Academy.

Regards

Services Team - Evidence for Learning

Click on the field to enter your password and paste or type in the copied password from the first email.



Upload tab

In order to upload films, photos go to 'upload' tab and click 'choose file'.

The screenshot shows a web browser interface for 'Example Example Forest Approach Academy'. The page has a green header with the academy's logo and name. Below the header is a navigation menu with links for 'Home', 'Reports', 'Journal', 'Feedback', and 'Upload' (which is highlighted in green). On the right side of the menu, there are links for 'Change Password' and 'Logout'. The main content area is titled 'Evidence Date' and contains a text input field with the date '07/01/2021'. Below this is a section titled 'Upload File(s)' with three identical file selection boxes, each containing a 'Choose File' button and the text 'no file selected'. A note below the file selection boxes states: 'Note : Uploaded files should be JPG, MP4 or MOV format. We compress and optimise your videos and images, the file size after compression should not exceed 10MB.' At the bottom of the form is a large text area labeled 'Add a comment' and a green 'Submit' button.

13:44 Thu 7 Jan

pc.evidenceforlearning.net

Example Example
Forest Approach Academy

Home Reports Journal Feedback Upload

Change Password Logout

Evidence Date

07/01/2021

Upload File(s)

Choose File no file selected

Choose File no file selected

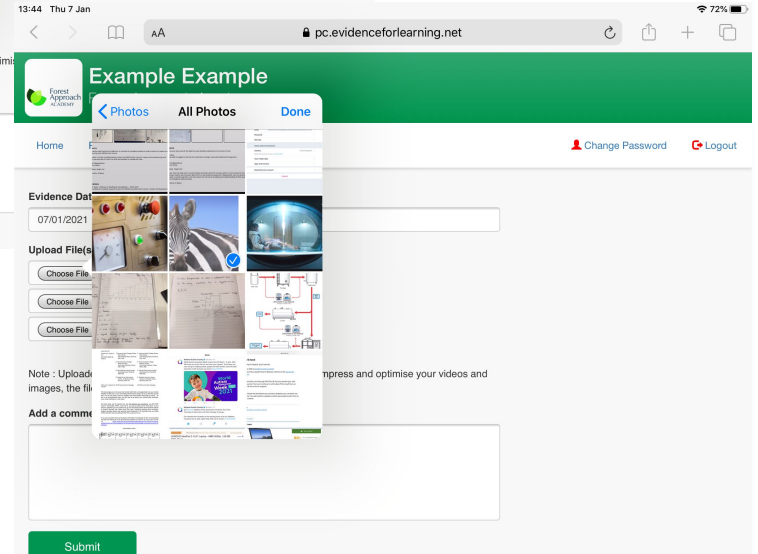
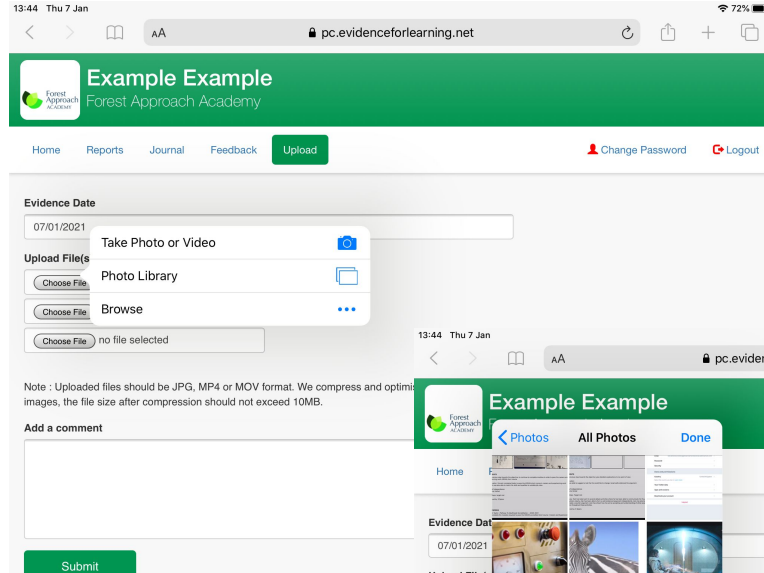
Choose File no file selected

Note : Uploaded files should be JPG, MP4 or MOV format. We compress and optimise your videos and images, the file size after compression should not exceed 10MB.

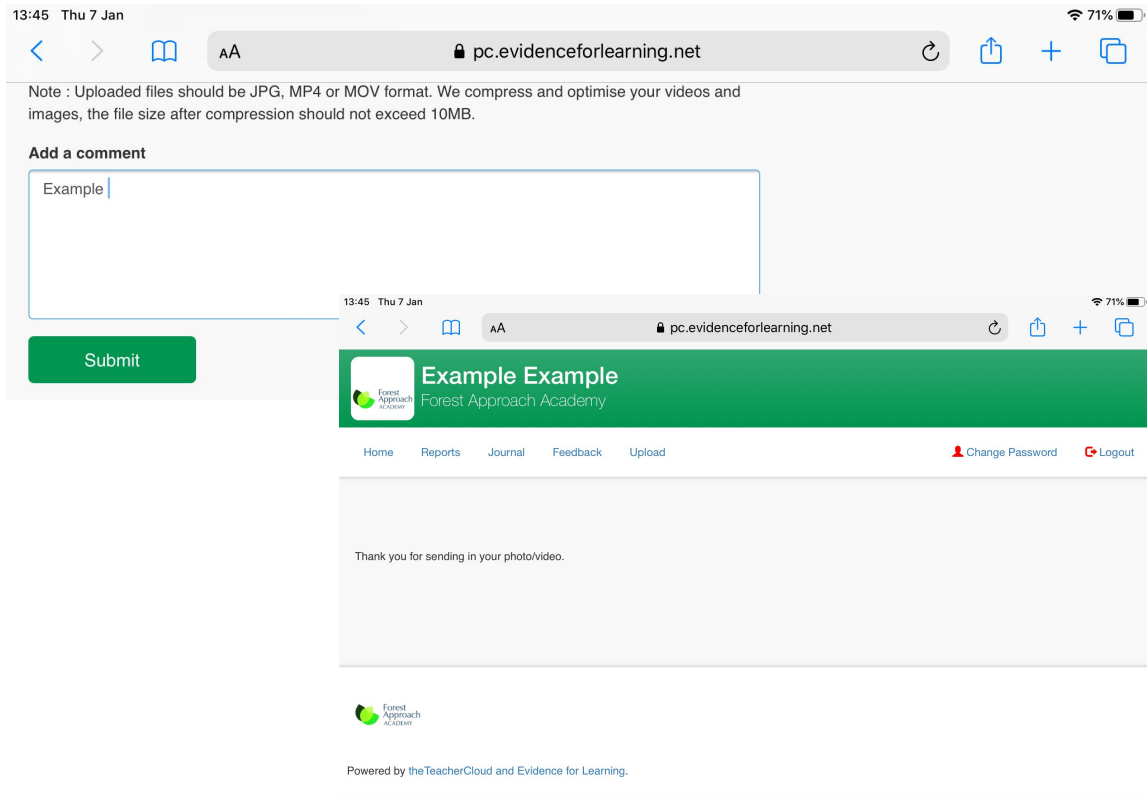
Add a comment

Submit

You can choose photo/video from the library or take a new one.
Click on photo and then on 'done'.



You can also add a comment so the teacher knows what is on the picture, what activity/ work it refers to. Click 'submit' when finished.



Journal tab

In order to see all logs, parents and teachers comments and all evidence in form of pictures and videos, click on 'journal' tab.

In here you can add another comments to uploaded evidence.

You can answer to teacher's comments or delete the evidence you uploaded if you not happy with that.

The screenshot shows the Forest Approach Academy website interface. At the top, the status bar displays '13:47 Thu 7 Jan' and 'pc.evidenceforlearning.net' with a 71% battery icon. The website header features the Forest Approach Academy logo and navigation links: Home, Reports, Journal (highlighted), Feedback, and Upload. On the right, there are links for 'Change Password' and 'Logout'. Below the header, the 'Show Journal to:' dropdown is set to 'Jan 2021', and the 'Show Only' filter is set to 'Favourites' (unchecked). A green bar indicates the date 'Thu Jan 7 2021'. Below this, there are four small images of animals: a brown bear, a zebra, a giraffe, and a cow. Two parent/carer comments are visible, both from 'zuzanna.gromska@limetrust.org' on 'Thu Jan 7 2021'. The first comment reads 'Example took this picture. He did this independently.' and the second reads 'And wrote 'I like animals''. Each comment has 'Edit' and 'Delete' options.

Reports tab

In reports you can find all pdf documents shared.

These will be all end of term reports as well as newsletters or any work shared with the teacher.

The screenshot shows a mobile browser interface for the website pc.evidenceforlearning.net. The page title is "Example Example" and the logo for "Forest Approach Academy" is visible. The navigation menu includes "Home", "Reports" (which is highlighted), "Journal", "Feedback", and "Upload". There are also links for "Change Password" and "Logout". The main content area displays three items:

- Social Story**: Tue Mar 31 2020, 1.5 MB. The icon is a blue square with "PDF" written in white.
- Week 14-18 October 2019**: Thu Oct 17 2019, 71 KB. The icon is a document with a blue header and a small image.
- Week 14-18 October 2019**: Wed Oct 16 2019, 71 KB. The icon is identical to the previous item.

