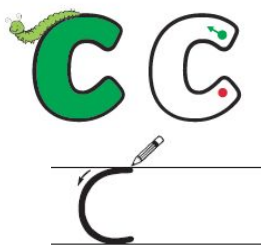


Dear parents,

We are going to practice the Curly Caterpillar letter group (c, o, a, d, g, q) over the next few weeks.

All of the letters in the letter group start with the c shape. The sequence of the mastery of the sub-strokes for these letters - lines and circles - are the first to be established developmentally. So, it makes sense for these letters to be learned first.

Provide your child with a **multi-sensory activity**, before starting with the pencil/crayon/marker on paper. In the previous week's pre-writing skills activities, we worked a lot with drawing letters in sand, paint and playdough. Use one of these activities to reinforce the formation of the letter.



Teach your child to always start at the top and draw around to the bottom of the letter to form a 'c'. Make sure they use the same formation each time.

When starting each worksheet: Let your child use their pointing finger, to trace the letter from the starting point to the end. Then use a marker/crayon/pencil.

Letter and Number Formation

The Happy Handwriter® *The right way the first time!*

Letter formation is a significant predictor of mastery of good handwriting.

Lines, Strokes and Shapes
Letters and numbers are made up of lines, strokes and shapes. Children need to have mastered these before writing letters and numbers.



Starting Positions
Correct starting positions are critical. If they are not well-consolidated, it can cause difficulties with handwriting speed, and letter and number reversals.

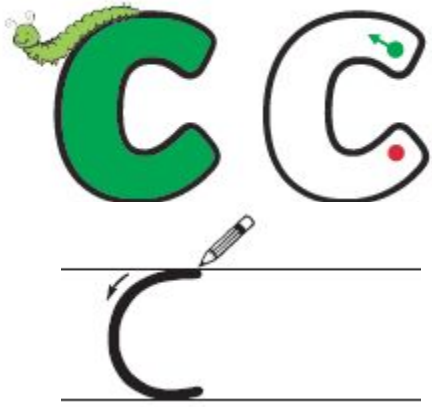
Motor Maps
Letters & numbers have a unique set of formation instructions in the brain. We call these "motor maps." They are established through repetition.

Automatic Handwriting
We aim to "master the motor map" for letter formation so handwriting is automatic. Children need to think about what to write, not how to write.

<https://thehappyhandwriter.co.za> ©Bunty McDougall

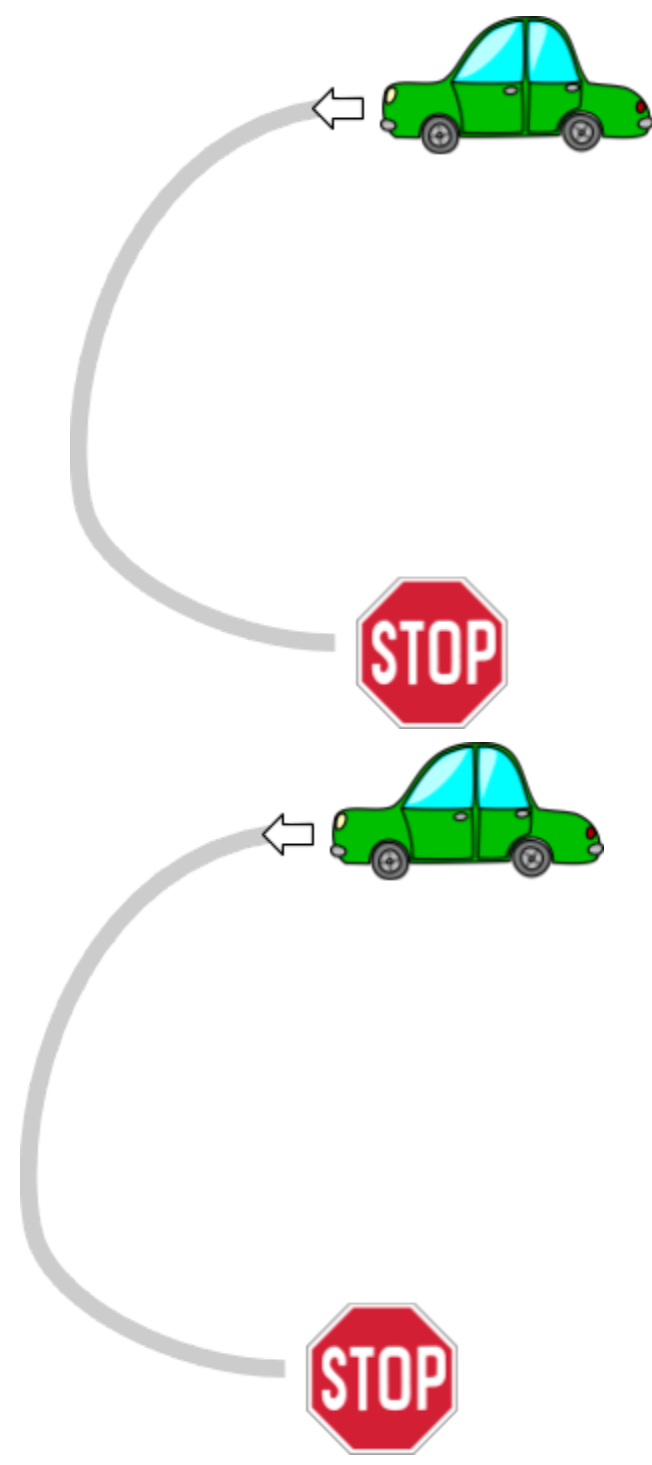
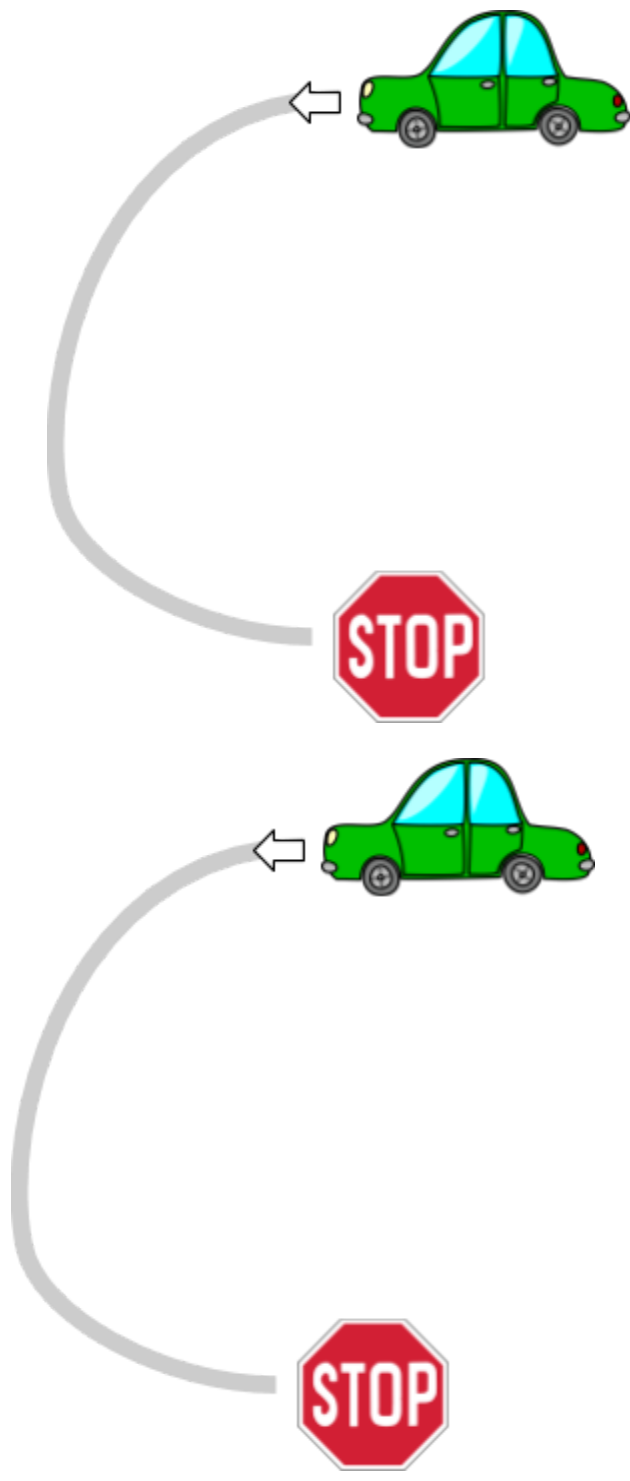
c is for caterpillar





caterpillar











car





c is for caterpillar





cat







cake

