

Dear parents,

We are going to practice the Curly Caterpillar letter group (c, o, a, d, g, q, e, s, f) over the next few weeks.

All of the letters in the letter group start with the c shape. The sequence of the mastery of the sub-strokes for these letters - lines and circles - are the first to be established developmentally. So, it makes sense for these letters to be learned first.

Teach your child to always start at the top and draw around to the bottom of the letter to form a 'c'. Make sure they use the same formation each time.



When starting each worksheet: Let your child use their pointing finger, to trace the letter from the starting point to the end. Then use a pencil.

If your child finds the letter formations tricky, then let them trace over the letters provided under 'your turn'. As they get confident, encourage them to write the letter next to the grey letter, rather than tracing. First demonstrate the first letter to your child, then let them have a go.

Letter and Number Formation

The Happy
Handwriter®

The right way
the first time!®

Letter formation is a significant predictor of mastery of good handwriting.

Lines, Strokes
and Shapes

Letters and numbers are made up of lines, strokes and shapes. Children need to have mastered these before writing letters and numbers.

Starting
Positions

Correct starting positions are critical. If they are not well-consolidated, it can cause difficulties with handwriting speed, and letter and number reversals.

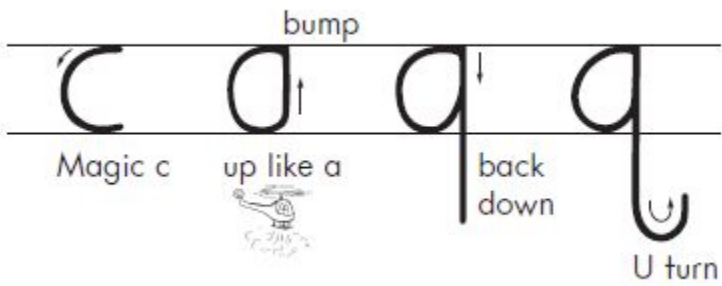
Motor
Maps

Letters & numbers have a unique set of formation instructions in the brain. We call these "motor maps." They are established through repetition.

Automatic
Handwriting

We aim to "master the motor map" for letter formation so handwriting is automatic. Children need to think about what to write, not how to write.

<https://thehappyhandwriter.co.za> ©Bunty McDougall



Your Turn




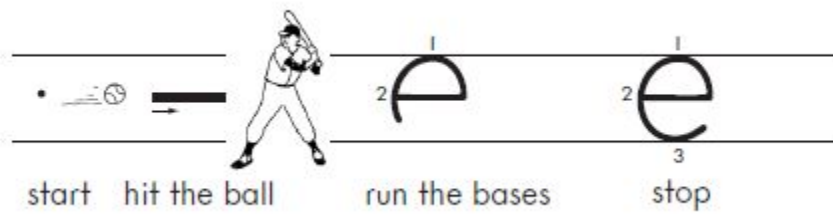
Your Turn Again



Name: _____ Date: - -

1. queen _____ 2. quiet _____ 3. quilt _____

4. queen _____ 5. quiet _____ 6. quilt _____



elephant

Your Turn



Your Turn Again



Name: _____ Date: - -

1. eat _____ 2. seed _____ 3. seat _____

4. eat _____ 5. seed _____ 6. seat _____

Name: _____ Date: - -

1. wet _____ 2. give _____ 3. Leo _____

4. wet _____ 5. give _____ 6. Leo _____

Name: _____ Date: - -

1. wide | _____ 2. save _____ 3. weed _____

4. side _____ 5. gave _____ 6. seed _____

Name: _____ Date: - -

1. cats _____ 2. got _____ 3. cocoa _____

4. dogs _____ 5. toads _____ 6. tostadas _____
